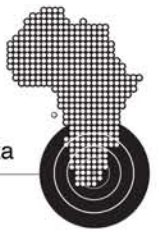


# RICHTER SCALE



## L6H5

Visit [www.load-cell.co.za](http://www.load-cell.co.za) • T +27 (0)12 386 3065 • E: [loadcells@richterscale.co.za](mailto:loadcells@richterscale.co.za)



- L6H5 load cells are available in the capacities 4kg~20kg.
- Aluminum construction with parallel beam.
- Silicon adhesive sealed, surface anodized and anti-corrosion.
- Integral structure and easy installation.
- Suitable for electronic balance and other electronic weighing devices.

### Features

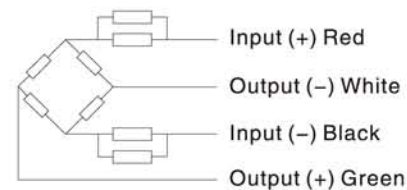
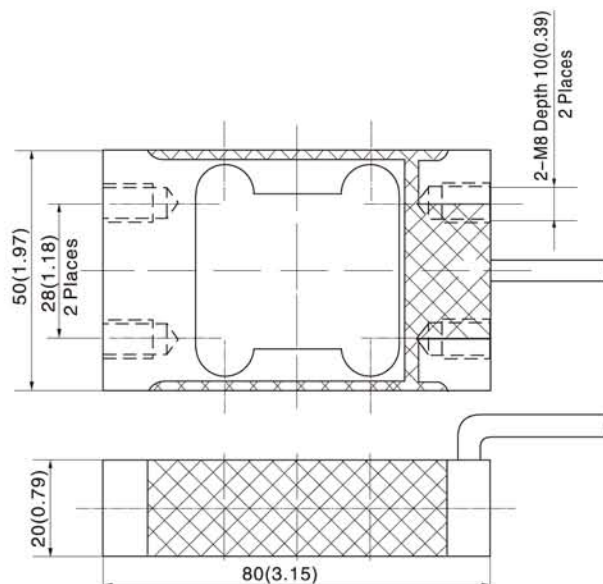
- Capacity: 4kg~20kg
- High accuracy
- Max. platform size: 200×200mm



### Specifications

Capacity	kg	4/5/8/10/20
Accuracy		C3D
Maximum number of verification intervals	n <sub>max</sub>	2500
Minimum load cell verification interval	v <sub>min</sub>	E <sub>max</sub> /5000
Combined error	(%FS)	≤ ±0.030
Creep	(%FS/30min)	≤ ±0.020
Temperature effect on sensitivity	(%FS/10°C)	≤ ±0.021
Temperature effect on zero	(%FS/10°C)	≤ ±0.028
Output sensitivity	(mv/v)	0.9±0.2
Input resistance	(Ω)	409±6
Output resistance	(Ω)	350±3
Insulation resistance	(MΩ)	≥5000(50VDC)
Zero balance	(%FS)	2
Temperature, compensated	(°C)	-10~+40
Temperature, operating	(°C)	-35~+65
Excitation, recommended	(V)	5~12(DC)
Excitation, max	(V)	18(DC)
Safe overload	(%FS)	150
Ultimate overload	(%FS)	300
Corner correction		0.02%load value/100mm

### Outline Dimension mm(inch)



### Wiring:

Adopt a shielded, 4 conductor cable, and cable jacket is PVC.  
 Cable length: 0.17 ± 0.05m  
 Cable diameter: 3.8 ± 0.2mm